

Product Specifications

Style Number	CR504	
Construction	Waterproof Foamed Core	
Edge Profile	Pressed Bevel	
Nominal Dimensions	9" wide, lengths of 30", 42" and 72"	
	US Units	Metric Units

Actual Product Width	8.9"	23 cm
Actual Product Length	Multiple Lengths 30.11", 41.92" and 72.04"	Multiple Lengths 76 cm, 106 cm and 183 cm
Wear Layer Thickness	22 mil (0.022")	0.55 mm
Overall Product Thickness	0.314"	8 mm
Core Thickness	0.236"	6 mm
Attached Underlayment	Attached Cork	
Attached Underlayment Thickness	0.079"	2 mm
Installation Methods	Floating or Direct Glue	
Profile	Angle/Tap	
Country of Origin	Imported	

Packaging

Area per Box	17.8 sq ft	1.65 sq m
Pieces per Box	18 pcs	
Weight per Box	36.84 lbs	16.71 kg
Boxes per Pallet	48 boxes	



2115 Mocha Field Oak

Colors

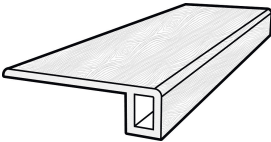


Retro Revival

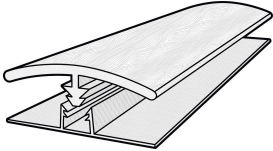
Warranties

- USF Lifetime
- Residential Resilient Limited Warranty - Defects, Wear, Waterproof, Petproof
- USF 10 Year Medium Commercial


Coordinating Trim



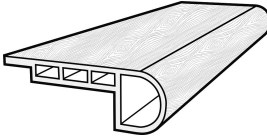
Baby Threshold*
BT7CT | 94"



T-Molding*
TM7CT | 94"



Quarter Round
QTRCT | 94"



Flush Stairnose
FS7HU | 94"

*Packaged with molding track

Stair Tread



Stair Tread
03Z70 | 48"