

Product Specifications

Style Number	CRT01	
Construction	Waterproof Foamed Core	
Edge Profile	Lacquered Bevel	
Nominal Dimensions	18" wide, 36" long	
	US Units	Metric Units
Actual Product Width	18.5"	47 cm
Actual Product Length	36.02"	91 cm
Wear Layer Thickness	30 mil (0.03")	0.76 mm
Overall Product Thickness	0.472"	12 mm
Core Thickness	0.354"	9 mm
Attached Underlayment	Attached Cork	
Attached Underlayment Thickness	0.118"	3 mm
Profile	Angle/Tap	
Country of Origin	Imported	

Packaging

Area per Box	18.51 sq ft	1.71 sq m
Pieces per Box	4 pcs	
Weight per Box	46.69 lbs	21.17 kg
Boxes per Pallet	32 boxes	



Colors

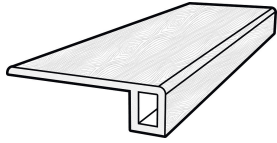


Warranties

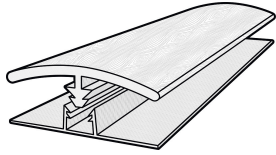
- USF Lifetime
- [Residential Resilient Limited Warranty - Defects, Wear, Waterproof, Petproof](#)
- USF 10 Year Medium Commercial

Natural Opula


Coordinating Trim



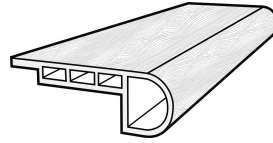
Baby Threshold*
B10CT | 94"



T-Molding*
T10CT | 94"



Quarter Round
QTRCT | 94"



Flush Stairnose
F12HU | 94"

*Packaged with molding track

Stair Tread



White Riser
USC02 | 48"