


**Product Specifications**

<b>Style Number</b>	CR500
<b>Construction</b>	Waterproof Foamed Core
<b>Edge Profile</b>	Lacquered Bevel
<b>Nominal Dimensions</b>	8.74" wide, 72.05" long


	US Units	Metric Units
<b>Actual Product Width</b>	8.74"	22 cm
<b>Actual Product Length</b>	72.05"	183 cm
<b>Wear Layer Thickness</b>	30 mil (0.03")	0.76 mm
<b>Overall Product Thickness</b>	0.748"	19 mm
<b>Core Thickness</b>	0.63"	16 mm
<b>Attached Underlayment</b>	Attached Cork	
<b>Attached Underlayment Thickness</b>	0.118"	3 mm
<b>Installation Methods</b>	Floating or Direct Glue	
<b>Profile</b>	Angle/Tap	
<b>Country of Origin</b>	Imported	

**Packaging**

<b>Area per Box</b>	17.49 sq ft	1.62 sq m
<b>Pieces per Box</b>	4 pcs	
<b>Weight per Box</b>	70.55 lbs	32 kg
<b>Boxes per Pallet</b>	32 boxes	



**Colors**



**Warranties**

USF Lifetime

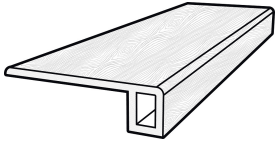
[Residential Resilient Limited Warranty - Defects, Wear, Waterproof, Petproof](#)

USF 10 Year Medium Commercial

# CT ORG PREM 3/4

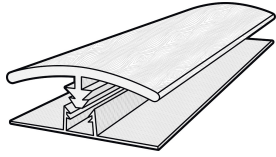
## Coordinating Trim

---




**Baby Threshold\***

B19CT | 94"



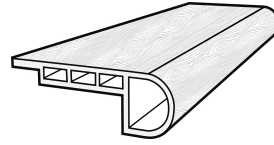
**T-Molding\***

T19CT | 94"



**Quarter Round**

QTRCT | 94"



**Flush Stairnose**

F19CT | 94"

\*Packaged with molding track

## Stair Tread

---



**Stair Tread**

03Z70 | 48"