

Product Specifications

Style Number	VV840	
Construction	Solid Polymer Core	
Edge Profile	Tiny Bevel	
Nominal Dimensions	18" wide, 36" long	
	US Units	Metric Units
Actual Product Width	18.5"	47 cm
Actual Product Length	37.01"	94 cm
Wear Layer Thickness	20 mil (0.02")	0.5 mm
Overall Product Thickness	0.236"	6 mm
Core Thickness	0.197"	5 mm
Attached Underlayment	Attached Cork	
Attached Underlayment Thickness	0.039"	1 mm
Installation Methods	Floating or Direct Glue	
Profile	Angle/Tap	
Country of Origin	Imported	

Packaging

Area per Box	28.53 sq ft	2.65 sq m
Pieces per Box	6 pcs	
Weight per Box	59.08 lbs	26.79 kg
Boxes per Pallet	40 boxes	



12271 Raw Terra Cotta

Colors



Performance

Static Load (ASTM F970)	Passes
Radiant Panel (ASTM E648)	Passes, Class I

Test Reports may be included or listed by the manufacturing/inventory style number as opposed to the noted selling style number.

Warranties

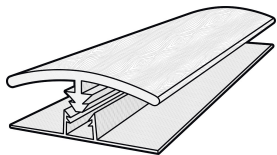
USF Lifetime

CT TILE SPC 18


Coordinating Trim



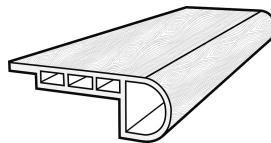
Baby Threshold*
BT3HU | 94"



T-Molding*
TM3CT | 94"



Quarter Round
QTRCT | 94"



Flush Stairnose
FS5CT | 94"

*Packaged with molding track

Coordinating Metal Trim



Reducer
USC20
USC21



T-Mold
USC23
USC24



Stair Cap
USC17
USC18

Finish
Satin Silver
Satin Nickel

Installation Range

Profile Size	Installation Range
3.5mm	1.5mm to 3.5mm heights
5.5mm	3.6mm to 5.5mm heights
8mm	6mm to 8mm heights