

Product Specifications

Style Number	VV810
Construction	Waterproof Foamed Core
Edge Profile	Enhanced Integrated Bevel
Nominal Dimensions	9" wide, 72" long

	US Units	Metric Units
Actual Product Width	8.85"	22 cm
Actual Product Length	72.05"	183 cm
Wear Layer Thickness	20 mil (0.02")	0.5 mm
Overall Product Thickness	0.393"	10 mm
Core Thickness	0.256"	6.5 mm
Attached Underlayment	Attached Soft Step	
Attached Underlayment Thickness	0.138"	3.5 mm
Finish	UV Acrylic	
Installation Methods	Floating or Direct Glue	
Profile	Lock N Place Clips	
Country of Origin	Imported	

Packaging

Area per Box	26.47 sq ft	2.45 sq m
Pieces per Box	6 pcs	
Weight per Box	45.57 lbs	20.67 kg
Boxes per Pallet	52 boxes	



1024 Conch Ash

Colors



Warranties

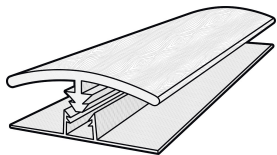
USF Lifetime

COREtec Originals Premium VV810


Coordinating Trim



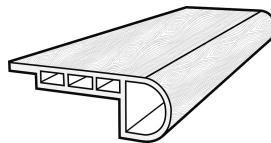
Baby Threshold*
BT7CT | 94"



T-Molding*
TM7CT | 94"



Quarter Round
QTRCT | 94"



Flush Stairnose
FS9HU | 94"

*Packaged with molding track

Stair Tread



White Riser
USC02 | 48"



Stair Tread
03Z70 | 48"